



Het News

Newsletter of the Heteroptera Recording Schemes

Issue 6
Autumn 2005

2nd Series

Circulation: An informal email newsletter circulated periodically to those interested in Heteroptera. **Citation:** *Het News*, 2nd Series, no.6, Autumn 2005
Copyright: Text & drawings © 2005 Authors Photographs © 2005 Photographers

Editorial: For the third issue in succession we report a new bug species taking up residence here – a shieldbug this time; and this issue has a record number of pages, for which we wish to thank all those who have taken the time to contribute. We are also pleased to announce that the *Het News* website is now up and running, and we thank Julian Cole for his hard work in setting this up for us – and he is not even a heteropterist! To complement the web site we also announce the launch of our own internet Het Forum – more of this on p.14.

Sheila Brooke 18 Park Hill Toddington Dunstable Beds LU5 6AW brooke.aquahet@bopenworld.com

Bernard Nau 15 Park Hill Toddington Dunstable Beds LU5 6AW nauhet@btinternet.com

Contents

Editorial.....	1	Species Notes	6
Musings from Ireland.....	1	Uncommon Heteroptera: Cornwall, Kent & Surrey	9
Terrestrial Heteroptera Recording Scheme	3	<i>Brachycarenum tigrinus</i> & <i>Stictopleurus</i> in Essex	10
Vice-counties & shieldbugs	4	Heteroptera recently intercepted	11
Wicken Fen Hemiptera...records please.....	4	<i>Nysius huttoni</i> , a New Zealand endemic.....	13
County Heteroptera Recorders	5	New! An internet forum for <i>Het News</i> readers.....	14
Guess what this is!	5	A bug to look out for: <i>Notonecta lutea</i> Müller	15
Check-list corrections	5	<i>Eurydema ornatum</i> (L.) living in south of England....	15
Obituary — Alan Savage	6	Literature relating to British Heteroptera.....	16

Musings from Ireland Brian Nelson

Department Zoology, Ulster Museum, Botanic Gardens, Belfast BT95AB
brian.nelson@magni.org.uk

It is twenty years since my interest in Heteroptera was stimulated by the discovery of *Alydus calcaratus* at a National Trust property I was working on. Being a relatively 'green' entomologist, I had assumed from its behaviour it was a pompilid, so I was a bit surprised when I found it was clearly a bug. Fortunately the reserve had a copy of Southwood and Leston. So virtually the first bug I ever collected was a new species to Ireland, confirmed by Bill Dolling. I've added a few other species to the Irish list since, but nothing has produced quite the same thrill. I've never seen another *Alydus calcaratus*, although I have taken a second alydid, *Micrellytra fossularum*, in Brittany. This also puzzled me for a while, before I figured out what it was.

New species

There has been a spate of new Irish records recently — 12 at latest count bringing Irish list past 300 species. Berend Aukema and colleagues from the Netherlands have been responsible for most of these. The additions are a mixed bag of species from aquatic, calcareous grassland, heathland and wetland habitats. New aquatics were a surprise as I thought that at least that group was well-covered. *Arctocoris carinata* has probably been overlooked considering its habitat, but has proved widespread.

This is probably also the case with *Mesovelvia furcata*. *Micronecta griseola* is presumably a recent colonist or, perhaps, an introduction.

Confirmations and rediscoveries

A very welcome, and totally unexpected, rediscovery (actually a confirmation) involves the shieldbug *Rhacognathus punctatus*. The only Irish records of this were a very long time ago and so vague that I had considered the species as at best unconfirmed on the Irish list. This summer it was found at two sites in the north of N. Ireland by Roy Anderson, a coleopterist, looking for heather and hieroglyphic ladybirds on some raised bogs.

My best find of this year was *Microvelia pygmaea*, the first Irish record since 1978. I found a single adult at a calcareous fen in Limerick in early July. It was instantly distinguishable from the *M. reticulata* at the same site by its larger size and brighter patterning. Many of the immature *Microvelia* also appeared to be *pygmaea*. Having seen it I now, I know I have not been overlooking it before.

Ponds, skaters and boatmen

My 10-year old garden pond was due for renovation this year as the old liner has fallen victim to a Golden Retriever. I resolved this time to pay more attention to what arrived after filling it. The old

pond was empty for quite some weeks before the new liner was laid, so none of its fauna apart from rescued dragonfly larvae remained. None of the plant material was being put back in either, so I am confident anything arriving would have had to reach it by its own efforts.

Ten years previously in the pond's first incarnation, *Gerris thoracicus* appeared within 24 hours of it being filled, followed, not long after, by *Notonecta glauca*. On a hot, still August day, over the space of an hour, I also witnessed the arrival of at least 30 *N. glauca* and the departure of others. This is virtually the only occasion I can remember seeing *N. glauca* in flight. The flight was very fast, direct and slightly buzzing; there was no great subtlety about it, splash and straight in. I presume they fly quite high up and drop down when they see a body of water, but I've never seen anything written on this. Does any one else know? I've also seen corixids taking off from the pond on a few occasions. They dive deep then zoom upwards to the surface, like a mini guided missile. I think most corixids disperse at night, as I have taken them in moths traps

The order of arrival to the new pond to date has been (the figure in brackets is the number of days after filling it was first noted)

Gerris thoracicus (+4), *Sigara nigrolineata* (+6), *Notonecta glauca* (+10), *Saldula saltatoria* (+12), *Corixa punctata* (+16), *Gerris lacustris* (+29), *Corixa panzeri* (+40), *Hesperocorixa sahlbergi* (+40), *Hydrometra stagnorum* (+40). *C. panzeri* has been the biggest surprise, as it is mostly coastal species here. Where I live, in the countryside north of Portadown in Co. Armagh, is almost as far inland as you can get. At least 3, all females were present amongst the much larger numbers of *C. punctata*. *Hydrometra stagnorum* must have been added with some marginal plants; it was never present at the old pond and flight is clearly out of the question. I had quarantined the plants, but somehow this must have got through. *S. nigrolineata* is breeding already as many larval ones are visible now.

Aquatic species

The Irish aquatic list now runs to species, some 80 of the British list. Tom Huxley's *Atlas*, reveals many similarities in the distribution of species between the 2 islands. Many species are widespread in both islands. A few appear more common here. *Gerris argentatus* being perhaps the most striking example.

Some aquatic species still elude me in Ireland. I have yet to find *S. limitata*, indeed I have not seen a correctly determined Irish specimen. I don't have a picture in my mind of where to look for it, and the old records are vague. *Sigara selecta* and *Corixa affinis* I have failed to see myself, but others have given me specimens. I have only taken *Hesperocorixa moesta* once and *C. iberica* and *Sigara venusta* on just a few occasions. *Velia saulii*, I know now how to find almost without fail, although it eluded me for a few years. It is crepuscular hiding under stones on

lakeshores during the day. Most of my records of *G. lateralis* have come from pitfall traps in fens, and I have only occasionally seen it in the field. It is found in dense vegetation or shaded pools in woodland away from the other species of *Gerris*.

Progress towards a new Irish catalogue

Finally, a brief report on this project. The only complete listing of Irish Heteroptera was produced in 1935 and many years ago I resolved to update this. This is now nearing completion after many delays. All the information and records have been extracted from the literature, museums collections have been trawled for specimens and it is now a matter of incorporating the unpublished records. I've received plenty of data and assistance from many people, but if anyone has any unpublished Irish records, I would be happy to receive them. All contributions will of course be acknowledged. Also if anyone is planning a visit to Ireland to look at Heteroptera, I would be happy to give advice regarding areas and sites.

Below is a list of 48 species apparently not recorded in Ireland since 1935 or unconfirmed.

CERATOCOMBIDAE: *Ceratocombus coleopratus*

NOTONECTIDAE: *Notonecta maculata*

TINGIDAE: *Acalypta carinata*, *Acalypta nigrina*

MICROPHYSIDAE: *Myrmedobia inconspicua*

MIRIDAE: *Capsodes flavomarginatus*, *Pinalitus atomarius*, *Pinalitus rubricatus*, *Notostira erratica*, *Pachytomella parallela*, *Dryophilacorix flavoquadrimaculatus*, *Orthotylus flavinervis*, *Orthotylus nassatus*, *Orthotylus viridinervis*, *Orthotylus adenocarpus*, *Orthotylus concolor*, *Hallodapus rufescens*, *Megalocoleus molliculus*, *Orthonotus rufifrons*, *Psallodema fieberi*, *Psallus wagneri*, *Psallus variabilis*, *Psallus ambiguus*, *Psallus quercus*, *Psallus mollis*

ANTHOCORIDAE: *Anthocoris gallarumulmi*, *Anthocoris limbatus*, *Orius laticollis*, *Orius niger*, *Tetraphleps bicuspis*, *Xylocoris galactinus*

CIMICIDAE: *Oeciacus hirundinis*

ARADIDAE: *Aradus depressus*

LYGAEIDAE: *Ischnodemus sabuleti*, *Heterogaster urticae*, *Drymus ryeii*, *Ischnocoris angustulus*, *Scolopostethus grandis*, *Taphropeltus contractus*, *Megalonotus dilatatus*, *Plinthisus brevipennis*, *Peritrechus geniculatus*, *Acompus rufipes*, *Lasiosomus enervis*

PIESMATIDAE: *Piesma maculatum*

RHOPALIDAE: *Rhopalus parumpunctatus*

CYDNIDAE: *Sehirus luctuosus*

THYREOCORIDAE: *Thyreocoris scarabaeoides*

Terrestrial Heteroptera Recording Scheme Bernard Nau

Recording, paper & computers

Recording cards with a list of species to tick were an integral part of the 1960s recording scene. They provided a convenient paper record of the sort of presence/absence information that computers of the day could handle. BRC made such cards available for all the national recording schemes and for some recording schemes took on the major clerical task of entering the carded information into a computer for use in preparing distribution atlases.

For the Terrestrial Heteroptera the main recording card has been the A5-size, RA57 site-visit card designed in 1984, listing the species names of the day. This replaced an earlier card (land & water bugs) with S&L names. The Terrestrial Heteroptera scheme was not one that benefitted from data processing by BRC.

However, for recorders who are not computerised and have presence/absence data to submit, I can provide a double-sided A4 paper master of an up-to-date form which they can duplicate for use in the traditional way, and use to submit records to either bug of the bug recording schemes. But read on!

Recording cards (& equivalents) are a last resort nowadays, for two reasons. First, it is preferable to record all the information available, e.g. habitat information for species; abundance, ages & sexes; & behaviour. Cards cannot accommodate this sort of information. Secondly, the information on cards, however sparse, has to be manually entered into a computer. Only a computer can handle the ensuing data analysis and mapping economically, but there are no resources available for data entry. Nevertheless we prefer to have the information while it is available than risk losing it, even if it may not be processed for some time. It will be checked for obvious errors or omissions and then join two large crates of completed RA57's that I look after.

Progress!

As computers developed so did the possibilities for biological recording. In the 1960s limitations of computer memory dictated that it was only practical to process presence/absence records for a grid of squares. This led to the grid-based distribution maps with which we are all familiar.

Today, computer memory is not a limitation. The new limits are the amount of data a recorder can reasonably write in a notebook in the field, and the economics of digitising this for computer storage and analysis.

The economic limit would be lifted if we could record fieldnotes directly in digital form. Pocket computers (PDAs) are available at moderate cost but methods of entering data on these is currently less than ideal: some have a full set of tiny alphanumeric keys, most use a stylised form of

screen entry. Also, current screens can be hard to read in bright sunlight.

'Best practice' for recorders

If you submit records in digital form, the data entry bottleneck, is largely overcome, but:

Data arrangement: records need to be presented in tabular fashion: a row for each record and a column for each type of information. In *Het News 5* Sheila Brooke listed the types of information which are 'essential', 'desirable' or 'useful'. Please ensure that 'essential' items are all included.

File format: should be 'tab-delimited text', i.e. a text table with columns separated by a 'tab' and the end of each record indicated by a 'carriage return' (*).

This file format is an export option offered by most databases, spreadsheets and word-processors.

When records are received, in whatever manner, before storage they are reviewed and possible errors & omissions are resolved.

*[*Don't separate columns by any of the following: commas, colons, semicolons, inverted commas, etc. this is because they are also used as normal text punctuation and the computer can't easily distinguish between the two uses.]*

The plethora of information.

A big problem now is that I find records arrive in increasingly diverse embodiments: record cards, letters, typed lists, handwritten lists, published journals, separates, emails, digital photos, computer files, internet newsgroup communications, and so on! These cannot all be handled and stored in the same way because they have different physical embodiments and different arrangements of the data.

My solution is still evolving but the solution seems to be to extend my literature database to embrace all the above types of 'document' and to incorporate the relevant 'metadata': i.e. what sort of information the document contains and, so that I can find it when needed, its physical form & where it is stored. Digital documents are then stored on CD, and the simpler paper documents are scanned to PDF files as 'images' (not as text) and they too are stored on CD. Once on CD, documents take up little physical storage space and can be duplicated easily to create back-ups, working copies, & copies for safekeeping.

So far so good, but records in image form still have to be interpreted and 'databased' before they can become available for analysis and mapping. I can just about manage to enter my own field records into my database, but still have a backlog from the 1960s and 1970s which I am only slowly working off.

Vice-counties & shieldbugs Bernard Nau

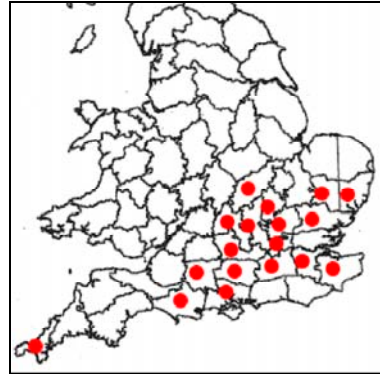
First-draft 'VC' distribution charts that I compiled for shieldbugs were distributed as a supplement to *Het News 5*. These proved sufficiently popular that I plan to add the many records sent to me subsequently, and others from the literature. Also, I plan to extend the charts to include the Coreoidea ('honorary shieldbugs'). In the modern sequence, this means that the species from *Dicranocephalus* to *Stictopleurus*, by way of *Coreus*, *Corizus*, & *Rhopalus*, et al. will be charted too. So, can you now please send me lists for VCs, for this group – plus any shieldbug VC records I may not already have.

When compiling the draft charts I did not keep a record of sources, let alone relate records to sources. Recently however I have been rectifying this omission by entering sources & VC records into a database, starting from the beginning again. This will be valuable in the long term but is a chore in the short term. The main reason for spelling out this administrative detail is that it is very likely that I may miss records that you may have sent me. Therefore when a new set of charts is issued (with *Het News 7* perhaps), if you notice the omission of a record(s) previously included, this may be the explanation, so let me know the details.

A vice-county atlas for Heteroptera?

The database in which I store my personal bug records has a file which lists, for each vice-county, its reference number, name and a central grid reference for the county. The last of these is a significant feature because it allows me to output a list of 'VC grid references' for a bug species. I then feed this into a map-plotting program which plots a symbol in each vice-county for which the species

has a record. The map below shows the sort of thing, actually my own VC-records of *Coreus marginatus*.



As you can see, this is quite a useful presentation, and certainly nicer than my shieldbug charts, for instance.

This set me thinking about the recording of Heteroptera in the British Isles. This is quite a large order with few specialist recorders, so to map it at all comprehensively on a site basis, would take many years – as we have already found. However, it would be feasible to generate a VC-based atlas on quite a short timescale, several years perhaps. That is not to discourage normal recording but to provide an additional more immediately attainable objective. The bulk of the published records in the literature would be available for historical comparisons and it could probably be available in time to incorporate in the ongoing 'son of S&L' het book.

Let me know what you think.

Wicken Fen Hemiptera...records please.

Efforts are underway to collate and computerise detailed species records for the famous National Trust nature reserve of Wicken Fen in Cambridgeshire. This is a huge task, as you can see from the excellent species checklist for Wicken Fen, collated and edited by Laurie Friday and Basil Harley (*The Checklist of the Flora and Fauna of Wicken Fen*. Harley Books ISBN 0 946589 61 5).

The records for the Hemiptera have been collated into an Excel spreadsheet, with columns for the Family, Species, Location, Grid Ref, Date, Recorder and notes. There are 875 records for

248 species so far, excluding the aphids. If anyone has visited Wicken and is not sure if their records have been included, then please do contact Stuart Warrington at the National Trust. If you would like a copy of the spreadsheet with the Hemiptera data, then we are happy to send this out.

Contact:

Stuart Warrington,
Regional Nature Conservation Advisor,
The National Trust Regional Office, Westley Bottom,
Bury St Edmunds, Suffolk. IP33 3WD
Office Tel: 01284 747520
Email: stuart.warrington@nationaltrust.org.uk

County Heteroptera Recorders

This is a list of contacts to whom local records should be sent, they are County Recorders for Heteroptera, or others who undertake this role unofficially. Local Record Centres are not included unless the Recorder is based there. Records submitted to a Recorder will be checked for possible errors & omissions, then passed on to the relevant Local Record Centre. The list is probably incomplete and we would be grateful for details of omissions or corrections.

[*(*)denotes that recording area includes administrative county.]

VC 1 & 2	Cornwall	Keith Alexander	keith.alexander@waitrose.com
VC 3 & 4	Devon	Keith Alexander	keith.alexander@waitrose.com
VC 9	Dorset	Ian Cross	I.Cross@dorsetcc.gov.uk
VC10	Isle of Wight	David Biggs	Plum Tree Cottage, 76 Albert Road, Gurnard, Cowes, Isle of Wight PO31 8JU[also:Galls,Leaf-miners,Microfungi]
VC 15 & 16	Kent	Eric Philp	eric.philp2@virgin.net
VC 20	Hertfordshire	John Widgery	21 Field View Road, Potters Bar, Herts EN6 2NA
VC 23 (22)	Oxfordshire*	John Campbell	john@jcampbell9.free-online.co.uk
VC 25 & 26	Suffolk	water: Adrian Chalkley land: Nigel Cuming	adrian@boxvalley.co.uk marionnigel@onetel.com
VC30	Bedfordshire*	Bernard Nau	nau.bs@btinternet.com
VC 32	Northamptonshire	Tony Cook	tony.cook@newtonfieldcentre.org.uk
VC 37	Worcestershire*	John Partridge	records@wbrc.org.uk
VC 53 & 54	Lincolnshire*	Annette Binding	allan.binding@ntlworld.com , [also Spiders]
VC 56	Nottinghamshire	David Budworth	dbud01@aol.com
VC 57	Derbyshire	David Budworth	dbud01@aol.com
VC 58	Cheshire	Steve Judd	Steve.Judd@liverpoolmuseums.org.uk
VC 59 & 60	Lancashire	Steve Judd	Steve.Judd@liverpoolmuseums.org.uk
VC 65	NW Yorks	Steve Hewitt	SteveH@carlisle-city.gov.uk
[-]	Cumbria*	Steve Hewitt	SteveH@carlisle-city.gov.uk
VC 69	Westmorland	Steve Hewitt	SteveH@carlisle-city.gov.uk
VC 70	Cumberland	Steve Hewitt	SteveH@carlisle-city.gov.uk

Annual Exhibition of The British Entomological & Natural History Society

Saturday 12 November 2005, 10am – 5pm

Sherfield Building, Imperial College of Science & Technology

Imperial College Road, South Kensington, London SW7

Bring exhibits including specimens, photographs, drawings, projects, historical and local interest items.

Refreshments available

International Heteropterist's Society (IHS) - 3rd Quadrennial Meeting

8-21 July 2006 at Wageningen, The Netherlands

Information & form on IHS website or from Berend Aukema at b.aukema@freeler.nl.

Guess what this is!



Answer on page 14 © M Evans

Check-list corrections

1. SEB: As indicated in my 2004 water-bug checklist in Het News, *Gerris costae* in the British Isles is a sub-species. The authors of the sub-species are Wagner & Zimmerman, and the author of the species Herrich-Schäffer, 1853, who described it, not W & Z.

2. BSN: In the version of the draft Heteroptera check-list that I sent in response to requests in 2005:

- *Coriomerus* should be *Coriomeris*.
- *R. parumpuctatus* should be *R.parumpunctatus*

Obituary — Alan Savage

Dr. Alan A. Savage, 1933-2005

After obtaining a degree and doctorate at the University of Leeds, Alan Savage became head of biology at Wycliffe College, Gloucester. From there he went to Crewe and Alsager College of Higher Education as head of biology, taking early retirement but retaining a desk and becoming an Honorary Research Fellow in the School of Life Sciences, when Crewe College became Keele University.

While an undergraduate at Leeds, Alan attended an Easter course at the Freshwater Biological Association's laboratories at the Ferry House, Windermere and it was there that his interest in water bugs was stimulated by meeting Dr T.T.Macan, to whom Alan dedicated his *Key to Adults of the British aquatic Hemiptera Heteroptera*. In the Author's Preface, Savage recorded his "gratitude and appreciation of the kind help and encouragement received for many years from Dr Macan until his death in 1985". These are words that I warmly echo in thanking Alan for all the help he gave me in furthering the bones of an idea to map the distribution of water bugs, after I first wrote to him in 1993.

On 24 November 2001, Keele University made Alan Savage Doctor of Science for his distinction in scholarship.

Alan Savage's water bug key is Number 50 in the FBA's list of publications. Published in 1989, it brought up to date and added much other useful information by way of replacing Macan's *Revised Key to British Water Bugs (Hemiptera-Heteroptera)*, published in 1965 (2nd Edition) as FBA Publication No 16. Perhaps less well-known but every bit as helpful for quick determination, is Savage's *Lesser water boatmen (Corixidae)*

published in *Field Studies*, No. 7 (1990). In 1999, as No 57 in the FBA list of publications, Savage's *Keys to the larvae of British Corixidae* appeared; an important aid to students of population ecology.

At the same time as these general keys to identification, Alan Savage was publishing papers on the diagnostic features separating several species of corixids, on the distribution of Corixidae in relation to water quality, as well as many on the distribution of Corixidae in inland saline lakes. In most of these papers Savage demonstrates his expertise in mathematical biology. This, so I was told by one of his students, was Savage's special contribution to the teaching of ecology at Keele; using field work on water bugs as the raw data for some intellectually taxing number crunching. Yet he could be patient with the mathematically challenged and he kindly made sense of some data I sent him about number of water bug species on islands, in relation to distance from the mainland.

Alan Savage met his dear wife Pauline when both were in their teens and their long life together was greatly enriched by a joint love of music. Until recently Pauline gave music lessons and their house at Harlington is still filled with musical instruments: from piano, spinet and clavichord, to several violins and a variety of wind instruments, including crumhorn and an 'orchestra' of recorders. It has been an honour to be asked by the Editors of *Het News* to write the forgoing in memory of Alan Savage. It is one of those odd circumstances of life that I never met Alan but his soft northern speech on the telephone is still strong in my memory. And finally, my warmest thanks to Pauline, who has been so helpful in putting these words together.

Thomas Huxley

Species Notes

Ranatra linearis at sea

Adrian Chalkley: In *Het News* Autumn 04 I reported an observation I had been e-mailed from Andrew Green, about *Ranatra linearis* walking on land in Suffolk. After posting this on the Suffolk Naturalists website (www.sns.org.uk) I received another interesting note from Dr Barry Meatyard :-

"I found and read with interest the article on the SNS website about *Ranatra linearis* walking overland. I had a similar strange encounter with *Ranatra* this weekend in Wells in Norfolk. In over 40 years of biology fieldwork I have never seen *Ranatra* in a marine habitat. Yet while waiting for the tide to float the boat I was sailing, one swam by, apparently happily, in the incoming salt water. I lifted it out with cupped hands but it seemed perfectly OK and not at all stressed by the salt water. There is no fresh water in Wells other than a bit of seepage into the harbour at low tide. I released it and it swam off

with the rising tide. Any thoughts? All the references I can find - books or web based seem to indicate it's a fresh water species."

Having replied to Barry, I was sent more details of conditions at the time: "I'm still perplexed re the marine habitat. Winds had been in the SE for a couple of days - Force 3-ish at sea and since I can't see *Ranatra* making much progress upwind it's possible it could have been blown up from the Broads I guess, but that wouldn't explain the marine sighting - unless it had just been dumped in the water and 'healthy and active'= get me out of here! The map ref for the record is TG926438."

Pat Lorber of the Norfolk Biological Record Centre, told Barry that: " We have 24 records of this stick insect, all from the Broads, none since 1995, so we are particularly pleased to have yours."

I subscribe to the view that this *Ranatra* was unlucky to end up in the briny and, despite an

apparently hardier constitution than I gave it credit for, I suspect it would have been doomed. I am sure *Ranatra* is widespread but under-recorded in East Anglia, I have few more records for it in Suffolk than has Pat Lorber in Norfolk. However, I have the impression that it is on the increase. It does seem to turn up in odd locations and, given its unusual appearance, it is likely to excite interest on these occasions although often overlooked in its 'normal' habitat. Can anyone add to these observations?

Water bugs in flight

Jonty Denton : On the 27th March 2005, John Buckley and I were sampling Woolmer Pond in North Hampshire, and whilst walking around the open sandy shore, I saw a bug fly in and alight virtually at my feet on the wet sand at the lake edge at approximately 12.45pm. It was a female *Ilyocoris cimicoides* (L.), this is only the second time I have seen this species in flight in Britain, the previous occasion was also in springtime in mild but not hot weather. The temperature on the 27th March was circa 16°C, but the weather was remarkably calm, without a breath of wind and with bright sunshine, and the whole lake was a veritable mill-pond.

A second saucer bug was seen flying out over the lake a few minutes later. I explained to John that he was indeed privileged to see this beast in flight, and said that this could only be topped by seeing *Rhanatra linearis* in the air. Alas he already had, back in the 1970s he swept one in flight at Hickling Broad, Norfolk, so perhaps it's not quite as rare an occurrence as we think.

On the 19th April 2005 I saw another saucer bug in flight over a large pond in the Alver Valley near Gosport, South Hampshire (SU5800). The weather was sunny, but cool and breezy, circa 14°C. Three sightings in one spring after one in 20 years may have one leaping to conclusions about global warming, but as the spring of 2005 must rank as one of the most typically inclement this simply won't wash, unless the veritable glut of flight records is indicative of the immigration of flying clades from Europe in previous hot periods.

The previous autumn I supervised the clearance of a former allotments in Hurtlepierpoint, Sussex. The site had been abandoned for over 25 years and was a thick scrubby tangle circa 100m square. Right in the middle of the site I uncovered a single *Gerris lacustris* in the base of a tussock. The nearest water body was at least 60m away!

On 24th March 2005 I caught 3 adult *Notonecta obliqua* Thunberg, in two deep permanent clay ponds near Grange Farm, Chigwell, South Essex (SU49). The ponds were created 8 years ago, and are well established with abundant marginal vegetation dominated by *Glyceria maxima*. According to Huxley (2003, *Provisional atlas of the British aquatic bugs (Hemiptera, Heteroptera)* Huntingdon: BRC.) there is only one modern locality in Essex, also from SU49. This bug appears to be

turning up in more base-rich sites with increased frequency in recent years.

BSN comment: *N.obliqua* has been doing this in Bedfordshire too, including a pool in a chalk-pit and a pond on chalky boulder-clay.

Sigara iactans

1) In the Norfolk Broads

John Blackburn: read the item about *S.iactans* in N. Norfolk in spring 2005, in the previous issue of *Het News*, which caused him to re-examine some '*S. falleni*' sent from the Broads the previous summer. Among these he found an obvious male *S. iactans* with six female *falleni/iactans* agg., all labelled *S.falleni*. This male now stands as the earliest known British record of *S. iactans*. There were few adult *Sigara* about at the time but from Upton Broad there were two male *S. falleni, sensu strictu*.

2)... and in East Sussex

Robert Angus: On August 14th this year my daughter and I went down to Camber to try and get some *Sigara striata* for use in a final-year undergraduate project. There are a number of abandoned sandpits in the fields on the landward side of the road which runs just inland of the dunes (and golf course), and we made our way to one of the more accessible ones. The dominant *Sigara* was *S. falleni*, so, remembering Sheila Brooke's report of the discovery of *S. iactans* in the last Newsletter, I checked these with a 20x hand lens and brought home five suspicious-looking males. Three of these proved to be clear *iactans*, the others merely *falleni*.

The figure of the pala given by Sheila is excellent for diagnosis – if the lower peg row were projected apically it would meet the anterior margin of the pala distal to the upper row, while in *falleni* it would either hit the upper row or reach the margin behind it. I had the impression that some of the *falleni* palae were less elongate than normal and wondered if they might be the result of hybridisation, as suggested by Jansson (1986, *The Corixidae (Heteroptera) of Europe and some adjacent regions. Acta entomologica Fennica* 47: 1 – 94.). However, re-examination of the material shows it to be very teneral (soft), and the palae are somewhat warped on drying. The palae of mature specimens would be worth checking. The genitalia show little difference between the two species.

We did find *S. striata*, and possible *S. striataldorsalis* intermediates – perhaps a quarter of the *Sigara* taken, and one *S. concinna*.

Robert Angus,
School of Biological Sciences,
Royal Holloway, University of London,
Egham, Surrey TW20 0EX.

Worcestershire mirids avoid sticky end

Paul Whitehead: For a good number of years I have grown the ornamental solanaceous herb *Nicotiana sylvestris* Speg. & Comes in my garden at Little Comberton (VC37 SO93). As an annual it may reach a height of 1.6m and has large terminal clusters of white flowers. It is characterised by being exceptionally viscid; the inflorescence in particular is invested with very sticky glandular hairs. These are so lethal to insects, especially to small flies, that at the end of the season a plant may be liberally coated with their embalmed corpses. These may include species as large and robust as the rove beetle *Philonthus varians* (Paykull), frequently the leaf beetles *Phyllotreta* spp. in numbers, and during 2005 the rove beetles *Sunius propinquus* (Brisout) and the hydrophilid *Cryptopleurum subtile* Sharp. I have not been able to determine how the plant may benefit from this bestiary of dead invertebrates, other than as a source of nutrients for its next generation.

The purpose of this note is to discuss two species of mirid bugs that I have observed breeding on *Nicotiana sylvestris*, most recently during 2005. One is *Dicyphus errans* (Wolff) which has a predilection for *Nicotiana* and other herbaceous Solanaceae; on 9 October 1989 I recorded a breeding population of c105 individuals on *Nicotiana alata* Link & Otto at Broadway, Worcestershire (SP03). At this site specimens attempted to overwinter in a large open compost heap. The numbers on *Nicotiana sylvestris* are smaller, and the breeding populations focus on the lower leaves, where they control whitefly.

The second species of mirid is *Macrolophus pygmaeus* (Rambur) [formerly *M. nubilis* (Herrich-Schaeffer)]. The developing early instars of this species are found especially on the stems and inflorescences. In neither case have I ever observed individuals ensnared by the glandular hair secretions. Adult *M. pygmaeus* appear to avoid these secretions by moving with some deliberation, and although the inflorescences are densely beset with hairs, they are able to perambulate by placing their legs between them – how the early instars fare is less clear, especially since *Orius vicinus* (Ribaut) is often trapped in large numbers, from 15 to 25 on a single plant. Adult *Dicyphus errans* also often occur on the inflorescences and appear able to overtop the glandular hairs. The fluid droplet is retained on the hair under some little tension; once this is broken by an insect, escape is not an option. Apparently the structure of the appendicular skeleton of these two long-legged mirids is such that it can be mobilised with sufficient dexterity to avoid this.

P.F.Whitehead
Moor Leys, Little Comberton
Pershore, Worcestershire WR10 3EH

Aelia acuminata increasing in Essex

Jerry Bowdrey: In over 17 years I had never encountered this distinctive bug in Essex, indeed, Grove writing in 1964 (Hemiptera-Heteroptera of the London area *London Naturalist* 43, 51) describes it as 'occasional, and of somewhat local distribution, seeming to favour grassy verges by roadsides or tall grass on dry commons, heaths and chalk downland'. He mentions no record for Essex.

In August 2004 a few nymphs and adults of *A. acuminata* were swept in coastal grassland at Wivenhoe Marsh (TM0321), the first Essex specimens I had encountered. In 2005 the species turned up at two additional sites: Middlewick Ranges, Colchester (TM0023) in long, acid grassland on 4.viii, and at the Moors, Colchester (TM0124) on 2.ix in dry grassland on a brownfield site. At this last locality it was, with the possible exception of grasshoppers (*Chorthippus* spp.) the most numerous insect in the sweep net, with *Eurydema oleracea*, *Stictopleurus abutilon*, and *S. punctatonervosus* accompanying it in lesser numbers.

Both the Colchester localities have a long history of invertebrate recording and it is unlikely that *A. acuminata* would have been overlooked in the past

Jerry Bowdrey Colchester Museums
14, Ryegate Road, Colchester, Essex CO1 1YG
jerry.bowdrey@colchester.gov.uk

Stictopleurus spp.

1) Andrew Godfrey: I found *Stictopleurus* species particularly noticeable this year. Here are my 2005 records so far:

Stictopleurus punctatonervosus: recorded from Beeston Sidings Local Nature Reserve, (Notts.) on 14th August 2005. This site is a former railway sidings and now comprises grassland and scrub with frequent bare ground. This is perhaps the most surprising record given it is probably some distance north of the majority of records. I also recorded this species from a brownfield site in Colchester, Essex on 31st July 2005 and from a site with both heathland and brownfield habitats between Fleet and Farnborough, North Hants on 6th August 2005.

Stictopleurus abutilon: Present at the brownfield site in Colchester on 31st July 2005 with the above and *Rhopalus subrufus*. Also recorded from grassland and short scrub near the Dartford Tunnel, Kent on 22nd May 2005.

Andrew Godfrey
andy.godfrey.entomology@hotmail.com

2) Janet & John Boyd & Martin Evans: found *Stictopleurus abutilon* during a survey last year at Siston Common (Bath, VC 6, N. Somerset, ST6674) on a small patch of heathland on 7th Sept. 2004.

Uncommon Heteroptera: Cornwall, Kent & Surrey, 2005... Jonty Denton

This note summarises records of scarce Heteroptera from England in 2005, Records are grouped by vice-county. All dates are for 2005.

EAST CORNWALL (vice-county 2)

2B... Bugle (SX0258), 13th July
2CM...Criggan Moors (SX0260), 13th July

LYGAEIDAE

Pachybrachius fracticollis (Schilling)
2CM abundant in partly shaded poor fen and bog areas, mostly amongst tussocks.

MIRIDAE

Strongylocoris luridus (Fallen) **2 B**
adults on sheepsbit

WEST KENT (vice-county 16)

16CP.... Cuxton Pit (TQ 7268)
16DR....M25 Junction 1B (TQ5573)
16SW.....Swanley (TQ5369)

GERRIDAE

Aquarius paludum (Fabricius) **16CP** -13 adults in early June, & nymphs in July, & 100s of adults by late September, on pond created in Autumn 2004.

PENTATOMIDAE

Sciocoris cursitans (Fab.) **16CP** - widespread: On sparsely vegetated track, in herb rich open grassland.

16DP Nymphs on motorway verge in disturbed grassland, 6th September.

COREIDAE

Ceraleptus lividus Stein **16CP** - only found on remnant of undisturbed chalk grassland, July. *Coriomeris denticulatus* (Scopoli) also frequent in same habitat.

Syromastes rhombeus (L.) **16CP** - Adults & large nymphs on disturbed ground & undisturbed chalk grassland on a quarry rim. I took adults on four occasions on common toadflax. I could not find any Spurreys at any of the capture sites.

RHOPALIDAE

Stictopleurus abutilon (Rossi) **16CP** - one male in tall grassland 30th June.

LYGAEIDAE

Aphanus rolandri (L.) **16CP** - first taken under felts on 28th July but present until 20th September. At least 30 adults and many more nymphs (Still abundant in mid September) in open recently disturbed clayey ground with abundant black horehound, chenopods, fumitorys.

Trapezonotus dispar Stål **16CP** - adults and nymphs very abundant on disturbed ground from June -September.

Raglius alboacuminatus (Goeze) **16CP** - many hundreds of nymphs in late July under felts & corrugated iron (for reptiles) Of 600 such refugia only 7 yielded *Raglius*, all were placed at base of large well established stands of Black Horehound. Huge areas of the site had been disturbed by tracked vehicles in the previous winter & Black Horehound had become the dominant ruderal, but *Raglius* was not found on the young plants, because these had not set seed.



Raglius alboacuminatus
© J Denton

Rhyparachromus pini (L.) **16CP** - adults and nymphs on undisturbed chalk grassland, July.

BERYTINIDAE

Berytinus hirticornis (Brulle) **16SW** - 4 in suction samples from herb rich verge, 8th September.

SURREY (vice-county 17)

17PM...Papercourt (TQ0356)

CORIXIDAE

Arctocoris germari (Fieber) - adults in deep bare sand pit, 17th March. First modern Surrey record?

MIRIDAE

Amblytylus delicatus (Perris) - several adults on Small Cudweed *Filago minima*, 9th June.



Aphanus rolandri
© J Denton

Dr. Jonty Denton
Kingsmead, Wield Rd,
Medstead, Hants, GU34 5NJ

Brachycarenum tigrinus and *Stictopleurus* in Essex Peter Harvey

At a site in Purfleet, South Essex, I swept a number of specimens of an unfamiliar rhopalid bug off a large stand of Dittander *Lepidium latifolium* on 11th July 2005. Photographs were taken and from one of these Peter Kirby provisionally identified the bug as *Brachycarenum tigrinus*, subsequently confirmed by examination of the specimens. The site is a disused railway siding close to the Thames, apparently abandoned since WWI. Despite the age of the habitat, it has remained open and mostly sparsely vegetated due to a combination of mineral deficient substrate, the dry climate of south Essex and rabbit grazing. Unfortunately the site will soon be developed for housing.

Brachycarenum tigrinus was first recorded in Britain in 2003 by Richard Jones from Battersea

The two *Stictopleurus* species are now widespread and frequent in Essex wherever there is tall unmanaged herbaceous vegetation, even occurring in set-aside in West Suffolk in 2003 (Harvey, 2004). In the course of fieldwork since 2000 I have found *S. punctatonervosus* in VCs 15, 16, 18, 19, 21, 26 and 29 and *S. abutilon* in VCs 16, 18, 19 and 21. This year my fieldwork has been almost entirely in South Essex and I am continuing to find that I will inevitably sweep one or both species from almost any suitable habitat.

I am very grateful to Dr Peter Kirby for identifying and confirming my earlier specimens of the *Stictopleurus* species, identifying the *Brachycarenum tigrinus* from Purfleet and confirming the Dagenham specimen.



Brachycarenum tigrinus © P Harvey



Stictopleurus abutilon © P Harvey



Stictopleurus punctatonervosus
© P Harvey

Park (Jones, 2004). It is known throughout most of Europe, where it has been expanding its range, so it may be about to follow the two *Stictopleurus* species *S. abutilon* and *S. punctatonervosus* in their recolonisation and expansion in Britain of the last few years. I failed to find *B. tigrinus* elsewhere in the region until 30th August, when a single specimen was swept from brownfield habitat in Dagenham, probably off rocket.

References

- Harvey, P.R. (2004) *Stictopleurus abutilon* (Rossi) and *S. punctatonervosus* (Goeze) (Het.: Rhopalidae): new records mainly from Essex. *The Entomologist's Record and Journal of Variation* **116**:188-190.
- Jones, R.A. (2004) *Brachycarenum tigrinus* (Schilling) (Hemiptera: Rhopalidae) new to Britain. *British Journal of Entomology and Natural History* **17** (3): 137-141.

Heteroptera recently intercepted in England & Wales on Foreign Plant Material

Sharon Reid

Central Science Laboratory, Sand Hutton, York YO41 1L

Heteroptera are frequently intercepted as eggs, nymphs and adults on imported plants and fresh produce by the Plant Health and Seeds Inspectorate (PHSI) of the Department for Environment, Food and Rural Affairs (Defra). Like all invertebrate samples taken by the PHSI they are sent to the Central Science Laboratory (CSL) where a team of 5 entomologists are responsible for their identification.

Eighty-six samples comprising heteropterans have been received since January 2004, with the most commonly intercepted being the pieris lace bug, *Stephanitis takeyai* Drake & Mao. It is frequently intercepted at commercial plant nurseries on imported *Pieris japonica* from the Netherlands and Italy and has established isolated outdoor breeding populations in southern England since about 1995. It is a major plant pest of *Pieris*, causing conspicuous coarse yellowish mottling and bronzing to the upper surface of leaves, resulting in leaf drop and dieback. Statutory action is taken by Defra against findings of this pest on commercial premises.

The green vegetable bug, *Nezara viridula* (Linnaeus), is another significant plant pest that is regularly intercepted by the plant quarantine service on a wide range of imported plants and produce. Interceptions of this pest usually consist of only one or two adults; however, in February 2005, a total of 132 live adult *N. viridula* were found at a fruit farm and nursery near Barnstaple, Devon, by the PHSI. The shieldbugs arrived among a consignment of terracotta pots imported from Italy.



Coreidae eggs on *Momordica* sp. imported from the Dominican Republic.


(Image Crown Copyright courtesy of CSL).

Spectacular metallic bronze eggs and early instar nymphs of a squash bug/leaf-footed plant bug (Coreidae) have been intercepted on numerous occasions on bitter melon (*Momordica* sp.) imported from the Dominican Republic (pictured). Unfortunately as yet none have successfully reached adulthood to allow for a formal identification to be made.

Antestiopsis orbitalis Westwood, the Antestia stink bug, has been intercepted on a few occasions on imported plants and produce from South Africa,

most recently in 2002. This colourful pentatomid is a serious pest of coffee in East Africa and is a regulated pest in New Zealand.

Incidental interceptions of predatory bugs on imports of plants and produce are also common. The warehouse pirate bug, *Xylocoris flavipes* (Reuter), has been intercepted on two occasions on maize (*Zea mays*) imported from Ghana and the wheel bug, *Arilus cristatus* (Linnaeus), one of the largest and most recognizable assassin bugs (due to its striking semicircular crest), was most recently intercepted in 2003 on cut flowers suspected to have been imported from the USA (pictured).



A wheel bug found on cut flowers imported from the USA.

(Image Crown Copyright courtesy of CSL).

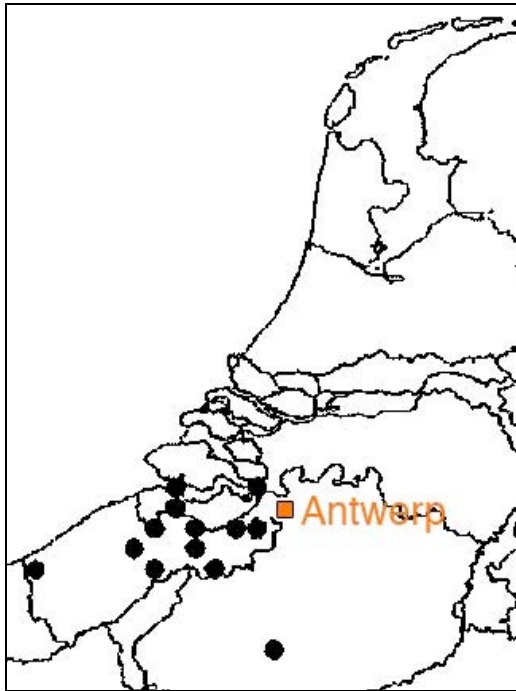
An extremely fast predatory bug of the genus *Ceratocombus*, a female, was intercepted on *Dicksonia* tree ferns imported from New Zealand. The Ceratocombidae are a very small family worldwide with only two species of the genus recently described from New Zealand. Entomologists at the Natural History Museum (London) examined the specimen & concluded that a male is needed for full species identification. A considerable number of other non-indigenous invertebrates have also been intercepted during phytosanitary inspections of tree ferns imported from Australia & New Zealand, including a burrower bug which was much bigger than any of the native species of Cynidae, & a nabid that arrived damaged and could not be identified further. Three other unidentified nabids have recently been intercepted on produce and plants from Ghana & Israel.

Any suspected findings of non-indigenous plant pests should be reported to your local Defra Plant Health and Seeds Inspector or to
PHSI Headquarters, York (Tel: 01904 455174,
E-mail: planthealth.info@defra.gsi.gov.uk).

***Nysius huttoni*, a New Zealand endemic heading for Britain?**

Berend Aukema

A very hairy antipodean *Nysius* has recently become established in the Low Countries and might therefore make the relatively short leap across to the south of England. There are records from The Netherlands, in the province of Zeeland, and Belgium from the provinces of East & West Flanders and Brabant; about a dozen localities in all. It was first noticed in April 2002 and by 2004 it was found in very large numbers at some sites, e.g. 160 in a suction sample from 2 sq.m. of a derelict field.



This is the first time the bug has been found outside New Zealand, where it is known throughout North Island & South Island. In New Zealand it is an occasional pest of various crops but normally lives on a wide range of introduced weeds, most of which are also common in the Low Countries in the area where it has become established. Since the European records are centred about the large international port of Antwerp, it seems likely that their introduction was by assisted sea-passage.

In the Low Countries typical habitats are dry, warm waste ground and sparsely vegetated roadsides. Here adults overwinter and, since moss is normally present where the bug is found, moss may be required for hibernation; it is thought likely that there are two generations a year here.

Nysius huttoni somewhat resembles *N. ericae* and *N. thymi*. The buccula is similar to that of these species and the genital aperture is similar to that of *N. thymi*.

However, the bug is easily distinguished by the following characters:


Pubescence	long & erect, covering pronotum, scutellum, clavus and corium
Puncturation	distinctive double row along claval suture
Forewings	very convex in sub-macropters and brachypters

The bug is very variable in form, it occurs in three states of wing-development and three size groups:

macropter	wings reach beyond apex of abdomen
sub-macropter	wings reach or extend slightly beyond apex of abdomen
brachypter	wings end before apex of abdomen

Gp I	L(♂) = 3.5	L(♀) = 3.7 mm
Gp II	L(♂) = 3.0	L(♀) = 3.4
Gp III	L(♂) = 2.4	L(♀) = 2.5

Since publication of the original records, the known range has further extended. In 2005 there were Dutch records from Noord-Brabant & a new site in Zeeland, and in Belgium from Antwerp itself and near the French border, in the province of Hainault.



Acknowledgement:

This article is based on: B. Aukema, J.M. Bruers & G. Viskens, *Belgian Jnl of Entomology*, 7, 37-43,(2005).

From the Regions

Cornwall VC1 & VC2

A review of knowledge of the Hemiptera of Cornwall and the Isles of Scilly is currently at a very advanced stage. The text is largely complete, although records continue to be added – it is not yet too late for recorders to pass on their records if they haven't already done so! The document will be published by the Cornwall & Isles of Scilly Federation of Biological Recorders in association with the Environmental Records Centre for Cornwall & the Isles of Scilly. It is hoped that publication will happen during 2006.

The core of the review will be a species by species listing of all bugs that have been reported from the two vice counties, comprising a brief introduction to the species' habitat associations (with local context) together with an assessment of national and local status. This will be followed by a listing of all 10km squares in which the species have been reported, together with locations, dates, recorders and notes.

A total of 303 terrestrial Het-bug species have been recorded so far, but 33 of these have not been seen in the last 50 years. A further five species are of unclear status in the county, for various reasons. Similarly there are 46 aquatic bugs on the list of which 5 have not been seen in the past 50 years; there are also two additional species of unclear status. Bernard Nau's recent Checklist includes 574 species on the British list, thus the Cornwall and Isles of Scilly fauna comprises about 60% of the full British checklist.

The Cornish terrestrial Heteroptera fauna is, of course, of especial interest to British entomologists because it includes a relatively species-rich assemblage of Mediterranean and Atlantic (west European) species which is unique in Britain. Good examples of the Mediterranean species are the seed bug *Henestaris laticeps* and the shield bug *Geotomus punctulatus*; of the Atlantic species, the plant bug *Capsodes sulcatus*, the shore crevice bug *Aepophilus bonnairei* and the microphysid *Myrmedobia inconspicua*. Cornwall and the Isles of Scilly are the sole GB area for the following species: the shield bug *Geotomus punctulatus*, the seed bug *Pterotmetus staphyliniformis*, the beetbug *Piesma quadratum spergulariae* (endemic to the Scilly Isles), thyme lace bug *Lasiacantha capucina*, and the plant bug *Halticus macrocephalus*. The populations of most of these species remain robust and the species appear to be under no particular threat from human activities – other than climate change, of course.

The exception is *Halticus macrocephalus* which has only ever been reported from three sand dune systems along the north coast and hasn't been seen anywhere since 1970 despite special effort by some recorders.

Keith Alexander

Gloucestershire VC33 & VC34

Het-bug recording in Gloucestershire has added eight overlooked native species to the county list in recent years as well as three new arrivals. Many of the records are from reserves of the Gloucestershire Wildlife Trust who commissioned a number of specialist surveys during 2003.

Lamproplax picea was found by KA in Stenders Quarry Reserve (SO61), Mitcheldean (VC34), 5.viii.2003. Although its principal habitat is reputedly small *Sphagnum* bogs, with heath rush or sharp-flowered rush on sheltered heaths, it has also been found in marshes and amongst fen litter. These habitats are more suggestive of the Forest of Dean than any other part of the county and so for the first record to come from that region was not unexpected. However, for it to turn up in a dry quarry was a surprise.

Peritrechus nubilus was found by KA amongst leaf litter in Three Grove's Wood Reserve (SO90), at Oakridge (VC33) in the central Cotswolds, 13.xi.2003. It is believed to need sparsely-vegetated ground in open semi-natural habitats, and so this record may suggest that it must occur on the neighbouring Strawberry Banks Reserve limestone grassland site and that they occasionally over-winter in neighbouring woodlands. Three of the other additions are also from Cotswold Reserves: *Megalonotus antennatus* was found at Swift's Hill (SO80; VC33), a limestone grassland site in the Slad valley of the Cotswold Hills, 19.vi.2003; a single male *Mecomma dispar* was swept along a woodland ride in Siccaridge Wood (SO90; VC33), 11.vi.2003; and *Oncotylus viridiflavus* was swept in Box Farm Meadows (SO80, VC34), 23.vii.2003.

Pilophorus clavatus was found amongst specimens of *P. perplexus* in the writer's reference collection! It was beaten from hawthorn on Ashleworth Ham (SO82; VC33) in the Severn Vale, 4.viii.2002. *Trigonotylus caelestialium* was swept from rank saltmarsh grasses along the western banks of the River Severn at Whitescourt in Awre parish (SO70; VC34), 11.viii.2004.

The eighth species, a male *Empicoris baerensprungi*, was found by Jonty Denton on the shattered stump of a broken off lower bough of a large parkland oak at Toddington Manor (SP03; VC33) in the north of the county, 12.vi.2003.

The three new arrivals were all found by John Widgery: *Nysius senecionis* was found by weedy fields at Alderton and Dumbleton (both in SP03; VC33) in September, 2004. *Orsillus depressus* was found on *Thuja* sp or cypress species at Fretherne (SO70; VC34), 20.ix.2003, Alderton (SO93 & SP03), 19.ix.2003 & 5.ix.2004, Naunton (SP12; VC33), 29.vi.2004, and Icomb (SP22; VC33), 6.ix.2004. *Alloeotomus gothicus* was taken from Scots pine at Dumbleton (SP03; VC33), 5.ix.2004.

Keith Alexander

Wiltshire VC8

Heterogaster artemisiae, a single adult running across the bare soil of a rabbit scrape at the base of an ant hill within open chalk grassland on Porton Down (SU2435), 18 Aug.2005; Paul Whitehead has been working on this area and told me that it is a known site for the species. *Aphanus rolandri*, a single adult running over bare soil in an area of land which had been ploughed earlier in the year to provide habitat for stone curlew, on the Larkhill Artillery Range (SU102479), also 18 Aug.2005.

Keith Alexander

Berkshire VC22 & Oxfordshire VC23

Nysius senecionis SU49, VC 22, nr Marcham, fields in stewardship, July 2004. *Deraeocoris flavilinea* SP 53, VC 23, nr Cottisford, June 2004. Both the above determined by Dr Peter Kirby. *Liorhyssus hyalinus* SU 49 VC 22, nr Marcham, fields in stewardship, 2005, awaiting confirmation.

John Campbell

Kirkcudbrightshire VC73

Plea minutissima, rather uncommon, in a pond at Syllodioch (NX587529 Kirkcudbrightshire), 25 June 2005.

Garth Foster

Denbighshire VC50

I had the good fortune to find two *Ranatra linearis* at on *Eleocaris* sp. at Hanmer Mere in Denbighshire on 19 September 2005. I think it may be the first record for North Wales, can any one confirm this?

Bryan Formstone

bryanformstone@freeuk.com

Caernarvonshire VC49

Dolycoris baccarum on the Great Orme, SH7682, VC49 on 11 Jun 2005.

Steve Hind

Cheshire VC58

Eysarcoris fabricii on Hedge Woundwort by the Shropshire Union Canal at Minshull Vernon, SJ6760, VC58 on 21 Aug 2005.

Steve Hind

South Hampshire VC11

A *Stictopleurus abutilon* swept from low vegetation at Old Winchester Hill, VC 11 on 26 Aug.2005. Within Southampton, two late instar nymphs of the Box bug, *Gonocerus acuteangulatus*, beaten off Hawthorn at Peartree Green on 23 Aug.2005 and an adult off Hawthorn at Westwood Woodland Park on 24 Aug.2005.

Andy Collins

Isle of Wight VC10

A specimen of *Canthophorus impressus* ('*Sehirus dubius*') on bastard toadflax at Arreton Down (a Wildlife Trust reserve) on the Isle of Wight on 4 Aug. 2005.

Liz Howe

Channel Isles VC113 – Jersey

Cydnus aterrimus 3 on sand dunes at south end of St.Ouens Bay, Jersey. 20 Jul.2005.

Alydus calcaratus on a sandy beach verge, Greve de Lecq, Jersey. 19 Jul.2005.

Coranus subapterus on sand dunes at south end of St.Ouens Bay, Jersey. 2 Jul.2005.

Martin Evans & Roger Edmondson

N. Somerset VC6

Corizus hyoscyami Tucking Mill, Bath, 1 Aug.2005, ST7661.

Eurygaster testudinaria 1 adult & 2 larvae found at Leigh Woods, 2 Aug.2005, ST5673.

Zicrona caerulea Sand Point, 25 May 2005, ST3265
Palomena prasina a yellow larva. Found by Roger at Shapwick, Somerset. 08-08-05, ST4140. Reared through by Martin to produce a yellow adult (there is a photo of this on: www.WildGuideUK.com).

[= 'mystery picture' on p.5]

Martin Evans & Roger Edmondson

Dorset VC 9

Alydus calcaratum found at Alders Hill Nature Reserve, Poole. 13 Jul 2005, SZ0693.

Enoplops scapha seen at Black Ven, Charmouth, Dorset. 20 Apr 2005, SY3593.

Martin Evans & Roger Edmondson

New! An internet forum for *Het News* readers.

For some time, heteropterists in NW England have been running an active internet forum and thought it would be good to extend the idea to all readers of *Het News*. We thought this a good idea too. The way it works is that registered members of the forum send open e-mails to the forum for members to read & comment upon. This is particularly useful for sending alerts on interesting bug observations, or to obtain advice on 'difficult' bugs found by beginners and others — digital photos can be sent too. There is no fee.

Yahoo.com provides the necessary facilities, including forwarding emails, a 'barrier' to control registration and access, and to keep out spam and viruses.

Ian Smith has taken the initiative & is setting-up this forum. Shortly we will e-mail recipients of *Het News* an invitation with details of how to register and benefit from stimulating discussion, help with bug IDs, and a generally useful forum. You can also, of course, unsubscribe at any time. [Sheila Brooke & Bernard Nau]

A bug to look out for: *Notonecta lutea* Müller.....Sheila Brooke

In Het News 5 I brought *Sigara iactans* to your attention. In this issue *Notonecta lutea* is the chosen bug.

Back in 1956 Macan (*A revised key to water bugs (Hemipter-Heteroptera*, F.B.A.Sci.PublN No.16, 1956) mentioned this species as one likely to turn up here and he included it in his key. Subsequent editions did not include *N. lutea* but it is still quite likely to put in an appearance, at least in the east of the country. It is widespread in Europe but is missing from the south-western countries such as France, Spain, Portugal & Britain. It has spread through The Netherlands in recent years and it seems only a matter of time before it crosses the water to our shores.

Features to bear in mind when comparing with native species:

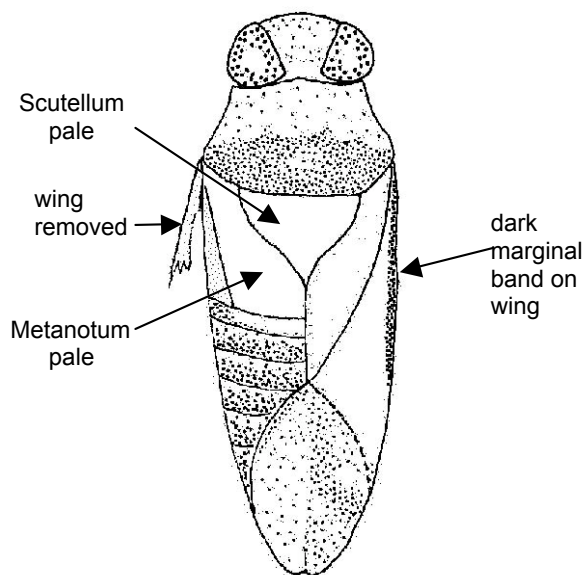
Size – 14-16mm – about the same as *N. glauca*

Wing markings – dark only along anterior margin

Scutellum – pale. In all others it is dark.

Metanotum – pale. In 3 of our species it is black and in *N. maculata* it is orange with 2 black marks.

Habitat – in The Netherlands (B. Aukema pers.com.) it is found in oligotrophic peat pools and eutrophic ditches with rich vegetation. Adults are usually not present before the end of July and it usually overwinters as an egg.



Adults may still be around so it is not too late to get your water net out and have a look!

Eurydema ornatum (L.) living in the south of EnglandBernard Nau

Andrew Collins, David Slade, and Ian Cross have recently each been lucky enough to come across this large, (normally) red and black shieldbug on the Hants-Dorset coast. To keep a somewhat complicated story simple I will recount the facts chronologically.

On 1st April 1997 IC was shown a specimen of what eventually proved to be *E. ornatum*, this was found in a garden in the suburbs of Weymouth (SY670819, VC9), about 2km inland.

On 25th April 2004, on the cliff tops around Gordon's Steps, Boscombe (SZ130913, VC11), in the Bournemouth conurbation, AC noticed many *Eurydema oleracea* on the abundant Sea Radish (*Raphanus raphanistrum*, ssp *maritimus*), a crucifer with pale yellow flowers. While photographing these bugs he noticed two unfamiliar red and black shieldbugs on a Sea Radish, these were later identified as *E. ornatum*.

In May 2005, DS was visiting Tout Quarry, on the Isle of Portland (SY6872, VC) with his fiancée when she drew his attention to 'a spectacular black and red shieldbug' crawling across a rock, *E. ornatum* again. DS photographed the bug. The photo was

exhibited on the web-site of Portland Bird Observatory, attracting the attention of the media and getting wide publicity.

On 7th June 2005, AC returned to the Boscombe area with his daughter to look for more *E. ornatum*. After two hours of sweeping and searching, on and around patches of Sea Radish, his daughter spotted one at the top of a Sea Radish plant! This was on the cliff-top above Portman Ravine (SZ120913, VC11), about one mile west of his 2004 bugs.

It really does seem very likely that this species is established along the Dorset-Hants coast and it is interesting to speculate whether it has been here since 1997, unrecognised. It is worth pointing out that *E. ornatum* is significantly larger than the rare 'native' red and black *E. dominulus*, but it is not the only large red and black shieldbug in NW Europe. Therefore, if you are lucky enough to encounter one, check its identity very carefully. A more detailed account of these discoveries is 'in press' (*Ent. Record*).

Footnote: Peter Hodge reports that what appears to be this species has very recently been found in a UV moth trap by Colin Pratt at Peacehaven, Sussex.

Please send all contributions for the next issue by 10th April 2006

Literature relating to British Heteroptera

Bernard Nau

[Continued from *Het News* 4, Autumn 2004]

International

Accinelli, G., et al., 2005

Trap crop: an agroecological approach to the management of *Lygus rugulipennis* on lettuce.

Bulletin of Insectology, **58**(1), pp9-14, (2005)

[In northern Italy. Alfalfa strip next to crop to attract bugs away from crop. Effectiveness depends on variety of lettuce.]

Aukema, B., 2003c

Canthophorus impressus in België naast of in plaats van *C. dubius* (Heteroptera: Cydnidae)

Bull. de la Soc. royale belge d'Entomologie, **139**, pp183-186, (2003)

[All Belgian *C. dubius* appear to be *C. impressus*]

Aukema, B., Bos, F., Hermes, D., et al., 2004

Wantsen van de Nederlandse Waddeneilanden II (Hemiptera: Heteroptera)

Nederlandse Faunistische Medelingen, **21**, pp 79-122

[West Frisian Islands: 336 spp of Heteroptera listed; colour photos : *Cymatia rogenhoferi*, *Metapoplax dit.*, *Parapiesma salsolae*, *Liorhyssus hyal.*, *Eurygaster test.*, *Jalla dumosa* 5th]

Aukema, B., Bruers, J.M., Viskens, G., 2005

A New Zealand endemic Nysius established in The Netherlands and Belgium (Heteroptera: Lygaeidae). *Belgian Journal of Entomology*, **7**, pp37-43, (2005)

[*Nysius huttoni* at ca 12 sites nr Antwerp, abundant in places.]

Aukema, B., et al., 2002

Verspreidingsatlas Nederlandse wantsen (Hemiptera: Heteroptera). Deel I: Dipsocoromorpha, Nepomorpha, Gerromorpha & Leptopodomorpha.

publn of *European Invertebrate Survey - Nederland*, Leiden, 169pp (ISBN 90-76261-03-2)

[For each sp.: identification notes, international distribution, habitat, ecology, life-cycle, season histogram, pre & post 1980 distribution maps for Netherlands. Many refs. & checklist.]

Biesiadka, E., Kurzatowska, A., 2004

Water bugs (Heteroptera) of Neman River, some of its tributaries and riverine reservoirs.

Fragmenta Faunistica, Polish Acad. of Sci., **46**, pp131-149, (2003)

[Samples from 38 sites gave 34 spp incl. 15 corixid spp (incl. *M. griseola* & *S. fallenoidea*) & 12 gerrid spp. By contrast with Britain, *H. gracilentata* & *S. striata* occurred but not *H. stagnorum* & *S. dorsalis*.]

Blaustein, L., 1998

Influence of the predatory backswimmer, *Notonecta maculata*, on invertebrate community structure

Ecological Entomology, **23**, 246-252, (1998)

[Temporary pools in Negev Desert, Israel.]

Bonacci, Teresa, et al., 2002

L'eterotterofauna di un'azienda agricola a conduzione biologica del versante ionico calabrese.

Entomologica, Bari, **36**, pp61-69, (2002)

[34 ha of farmland studied by 6 vegetation zones, 64 spp Het recorded, coll. by pitfalls, light-trapping & from plants]

Chavanon, G., et al., 2005

Apport a la connaissance des Coleopteres et Hemipteres aquatiques du Maroc Oriental: Catalogue faunistique Boln.

S.E.A., **35**, pp143-162

[Gerromorpha 10 spp, Nepomorpha 14 spp. *Velia ioannis* Tamanini & *Micronectaa visali* (Poisson) endemic to Maghreb.]

Chen, P., Nieser, N., Ho, J.-Z., 2004

Review of Chinese Ranatrinae (Hemiptera: Nepidae), with descriptions of four new species of Ranatra Fabricius.

Tijdschrift voor entomologie, **147**, 81-102, (2004)

[Interesting background on Ranatra biology & morphology.]

Coffin, J., Matocq, A., 2004

Biodiversité des Hétéroptères Miridae dans le département de Vaucluse: Inventaire commenté (Hemiptera, Heteroptera).

Nouvelle Revue Entomologie (N.S.), **20**, 4, pp303-344, (2004) [175 spp recorded; details given of date, site & habitat]

Lucas, E., Alomar, O., 2002

Impact of *Macrolophus caliginosus* presence on damage production by *Dicyphus tamanini* (Heteroptera: Miridae) on tomato fruits.

Journal of Economic Entomology, **95**, no.6, pp 1123-1129 (2002)

[Experimental study in Spain; *Dic. tam.* caused tomato damage whether or not *Mac. calig.* nymphs available as alternative food.]

Musolin, D.L., Numata, H., 2003

Timing of diapause induction and its life-history consequences in *Nezara viridula*: is it costly to expand the distribution range?

Ecological Entomology, **28**, pp694-703, (2003)

Okl, A., Preern, J., Virant-Doberlet, M., et al., 2004

Vibratory signals of the harlequin bug and their transmission through plants.

Physiological Entomology, **29**, 4, pp372-380.

Olsen, K.M., et al., 2004

Arthropods of Scots pine canopies.

Entomologica Fennica, **15**, pp67 et seq.

[17 spp recorded by fogging 18 trees at Sigdal & 6 at Kvam in SE & SW Norway Jun-Jul 1998-1999. Incl: 511 *Loricula pselaphiformis*]

Sampson, C., Jacobson, R.J., 1999

Macrolophus caliginosus Wagner (Heteroptera:Miridae): a predator causing damage to UK tomatoes.

IOBC/WPRSBull., **22**, no.1, pp213-216, 19999

Scutareanu, P., 2004

Fundamental and applied reserach in forest and agricultural ecosystems: a short review on 45 years work in Romania and the Netherlands. Antenna,

Bull. Roy.Ent.Soc., **28**, pp5-17, (2004)

[*Anthocoris nemorum*, *A.nemoralis*, & *Orius* spp. attracted by methyl salicylate vapour given off by pear trees when the trees are attacked by psyllids.]

Thunes, K.H., et al., 2004

The arthropod community of Scots Pine (*pinus sylvestris* L.) canopies in Norway.

Entomologica Fennica, **15**, 2, 65-90 (2004)

[24 trees fogged at 2 sites, E & W Norway, May-June 1998 & 1999.

Spp incl: *Plesio.*, *pin.*, *Phoenico. obs.*, *Acomporis pyg.* & *A. alp.*, *Elatophilus nig.*, *Gastrodes gros.*, *Loricula pse.*(511!)]

Tobin, C.M., 2004

The corixid communities of lowland turloughs in the Galway area and Lough Corrib.

Irish Naturalists' Journal, **27**, pp450-456

[20 spp, in annual & permanent water-bodies; *S.falleni* & *S. fallenoidea* mutually exclusive]

Tommasini, M.G., 2004

Collection of *Orius* species in Italy.

Bulletin of Insectology, **57**(2), pp65-72, (2004)

[Relative abundance on plants throughout Italy; predated a Nearctic thrips.]

Waller, M.S., Angus, R.B., 2005

A chromosomal investigation of the west European species of *Corixa* Geoffroy (Heteroptera: Corixidae).

Genetica, **125**, pp17-25, (2005)

[Scottish *C. punctata* & *C. iberica* show morphological intergradation & karyotypes indistinguishable, hybridisation?]

National

Alexander, K., 2005a

Ten additions to the Heteroptera (Hemiptera) of Cornwall.

Brit. J. Ent. & Nat. Hist., **18**,p54, April 2005

[Incl.: *Physatocheila smreczynskii*, *Heterocordylus genistae*]

Alexander, K., 2005

New county records of Heteroptera (Hemiptera) from Gloucestershire.

Brit. J. Ent. & Nat. Hist., [in press]

[Incl.: *Rhacognathus*, *Fieberocapsus*, *Piloph.clav.*, *Orius lat.*, *Miridius*, *Megalo.antenn.*, *Agramma*, *Ps. albicinctus*, *Glob. dispar*]

Alexander, K., 2005b

The invertebrate assemblage of some arable fields in west Cornwall.

Brit. J. Ent. & Nat. Hist., [in press]

[16 spp, incl.: *Aphanus rolandri*, *Scolop.pictus*]

Bland, K.P, Lyszkowski, R.M., 2005

Distribution of *Zicrona caerulea* (L.) (Hem., Pentatomidae) in Scotland.

Brit. J. Ent. & Nat. Hist., **18** (3), p223, (2005)

[Nat.Mus. of Scotland collns, 3 coll. by authors, one from lit (VC81, Berwicks., 14aug1961 by I.Patterson in McNeill 1963)]

- Brooke, S.E., 2004**
[Notes on a five-year study of *Temnostethus pusillus*. Exhibit at 2003 annual exhibition.]
Brit. J. Ent. & Nat. Hist., **17**, p180, (2004)
- Cuming, N. St J., 2004**
[*Corizus hyoscymyi* & *Aphanus rolandri*. Exhibit at 2003 annual exhibition.]
Brit. J. Ent. & Nat. Hist., **17**, p180
[Suffolk:- one *Corizus* at Friston, TM4158, 9May2002; 50+ *Aphanus* under dead *Corydalis*, Aldringham TM4661, 5Jul2003.]
- Dolling, W.R., 2005**
Review. 'Provisional atlas of the British aquatic bugs (Hemiptera, Heteroptera). by T. Huxley.
Ent. Mon. Mag., **141**, p31, (2005)
[Amends several check list details.]
- Foster, A. P., Howe, M.A., 2005**
Modern records of *Chlamydatus evanescens* (Boheman, 1852) (Hem., Miridae) from Derbyshire and North Wales.
Ent. Mon. Mag., **141**, pp111-112, (2005)
- Hawkins, R.D., 2004**
[A collection of British & European shieldbugs. Exhibit at 2003 annual exhibition.]
Brit. J. Ent. & Nat. Hist., **17**, p180, (2004)
[No details of species.]
- Hodge, P. J., 2004**
[Nine spp of Hemiptera collected in south-east England in 2003. Exhibit at 2003 annual exhibition.]
Brit. J. Ent. & Nat. Hist., **17**, p180-181, (2004)
[W Sussex:- *Gonocerus*, *Nysius helveticus* (one24Aug2003, on *Calluna* at Weavers Down, SU8130; many 7Sep2003, on *Erica cinerea* at Stedham Cmn, SU8521). E Sussex:- *Liorhysus*, *Deraeocoris flav.*, *Gerris paludum*, *G. argentatus*.]
- Jones, R. A., 2004a**
Brachycarenum tigrinus (Schilling) (Hemiptera: Rhopalidae) new to Britain
Brit. J. Ent. & Nat. Hist., **17**, pp137-141, (2004)
[Battersea Pk, VC17, TQ280772, 28July 2003; key to rhopalid genera, & dwgs]
- Jones, R. A., 2004b**
[Rhopalids & coreid. Exhibit at 2003 annual exhibition.]
Brit. J. Ent. & Nat. Hist., **17**, p181-182, (2004) [Surrey:- *Brachycarenum tigrinus* (Battersea Pk, new to Britain), *Stictopleurus abu.* & *S. pun.* (sites in S. Essex, W.Kent, Surrey - incl habitat notes), *Anthocoris minki* (leaf stem galls on Lombardy Poplar, Wandsworth Cmn, TQ2773, 22Sep2003), *Gonocerus* nymph (*Buxus*, Battersea Pk, TQ2877)]
- Judd, S., 2005**
Status and distribution of the shieldbug *Odontoscelis fuliginosa* and seedbug *Pionosomus varius* (Hem., Het.) associated with bare and partially-vegetated dunes on the Castlemartin Peninsula.
Brit. J. Ent. & Nat. Hist., [in press]
- Mann, D.J., 2004**
A further locality for *Tuponia brevisrostris* Reuter, 1883 (Hem., Miridae) in Middlesex (VC21).
Ent. Mon. Mag., **140**, p272
[Nos. on Tamarisk bush in garden, Hounslow, TQ1574, 25Jul2003]
- Nau, B.S., 2005**
The status of *Deraeocoris morio* (Boheman) and *D. scutellaris* (F.) (Hem., Miridae) in Britain.
Ent. Mon. Mag., **141**, pp97-98
- Shardlow, M., Taylor, R., 2004**
Is the southern green shield bug, *Nezara viridula* (L.) (Hemiptera: Pentatomidae) another species colonising Britain due to climate change?
Brit. J. Ent. & Nat. Hist., **17**, pp143-146, (2004)
[Nymphs at Kings Cross, Sep 2003, '27 known casual records' in UK; photo of 5th instar.]
- Slade, D., Collins, A.R., Nau, B.S. 2005**
Eurydema ornatum (Hemiptera, Pentatomidae; Linnaeus, 1758) established on the Dorset coast and a key to European *Eurydema* species.
Entomologist's Record & Jnl of Variation, [in press] [Portland (Dorset) 2005, Southbourne (S.Hants) 2004-2005]
- Southwood, T.R.E., 2005**
New plant associations of *Kleidocerys resedae* (Panzer) (Hem., Lygaeidae).
Ent. Mon. Mag., **141**, p138, (2005)
[*Buddleia davidii* May-Oct1985, & bamboo Jun & Dec 2002.]
- Verdcourt, B., 2005**
Some insects breeding in plastic compost sacks.
Ent. Mon. Mag., **141**, p124, (2005)
[*Buchananiella* at Maidenhead, 30 Oct 2004]
- Whitehead, P. F., 2005**
Chlamydatus saltitans (Fallén, 1807) (Hem., Miridae) in Evesham town suburbs (VC 37).
Ent. Mon. Mag., **141**, p 112, (2005)
[On closely mown lawn.]
- Whitehead, P. F., 2005a**
Pachytomella parallela (Meyer-Dür, 1843) (Hem., Miridae) established in Worcestershire (VC 37) and Gloucestershire (VC 33)
Ent. Mon. Mag., **141**, p129, (2005)
- Whitehead, P. F., 2005b**
Buchananiella continua (Buchanan White, 1880) (Hem., Anthocoridae) new to Worcestershire (VC37) and Yorkshire (VC61).
Ent. Mon. Mag., **141**, p166, (2005)
[7th Sep 2004 3 ad, Evesham (SP04); & Sep 2001 nymph, Hull (W.R/Dolling). Also 11 Apr 2005 Burnham-on-Sea, Somerset (ST3049)]
- Whitehead, P. F., 2005c**
Pachycoleus waltli Fieber, 1860 (Hem., Dipsocoridae) new to Worcestershire (VC37),
Ent. Mon. Mag., **141**, p166, (2005)
[Bredon Hill (SO94) in wet calcareous flushed peat; 4th instars late Aug-early Sep; ads from early Sep, overwinter; active April.]

Regional

- Bowdrey, J.P., 2000a**
Spathocera dahlmanni (Schilling) (Het.: Coreidae) at Middlewick Ranges.
Essex Naturalist (2nd Series), No. **17**, p73, (2000) [Grid ref:TM 0022 0122, 24 Aug 1999, 'some'.]
- Coldwell, J.D., 1999**
Insects of the Barnsley area.
Sorby Record, Special Series No.12
[68 spp listed with area status & locality]
- Durrant, K.C., 2005**
Norfolk terrestrial Heteroptera (part 4)
Trans. Norfolk Norwich Nat. Soc., **38** (1), pp55-61, (2005)
[Final part.]
- Harvey, P., 2004**
Stictopleurus abutilon (Rossi) and *S. punctatonevrosus* (Goeze) (Het.:Rhopalidae): new records mainly from Essex.
Essex Naturalist (2nd Series), **116**, pp188-190, (2004)
[Records for 1998-2003: *S.abutilon* from 7 sites (10Jul-20Aug), *S.punct.* from 28 sites (28May-29Oct)]
- Kingsbury, P.A., 1991**
[Annotated index to Trans. Herts Nat.Hist.Soc. 1875-1989.]
Trans. Herts. Nat. Hist. Soc., **30**(7), pp478-594, (1991)
[11 publns on Heteroptera, incl. county lists]
- Leeming, D., Warrington, S., 2004b**
An aquatic invertebrate survey of Ickworth Park, Suffolk.
Trans. Suffolk Nat. Soc., **40**, pp55-71
[Detailed 1-day survey, 19 spp aquatic Het.]
- Thomas, J.R.A., 2005**
The occurrence of the Juniper Shieldbug *Cyphostethus tristriatus* (Fabr.) in south Cumbria.
Carlisle Naturalist, **13**(1), pp13-15, (2005)
- Toms, M.P., 2005**
Syromastes rhombeus (Coreidae) - a hemipteran bug new to Norfolk.
Trans. Norfolk Norwich Nat. Soc., **38** (1), pp62-64, (2005)
[Two, Cranwich (VC28, TL772933), 15th May 2004]
- Walentowicz, Tony, 2000**
Freshwater invertebrate report 1998/2000.
Essex Naturalist (2nd Series), **17**, pp77-80 (2000)
[Waterbugs from Hatfield Forest (S.Warrington coll), & 2 ponds on Galleywood Cmn (TL7002).]
- Warrington, S., 2005**
Recorder's Report: Aquatic Heteroptera (Water bugs).
Trans. Herts. Nat. Hist. Soc., **37**(2), pp152-155
[Distribution maps & text accounts of status of Gerridae in Herts.]
- Widgery, J., 2005**
Recorder's Report: Terrestrial Heteroptera (True Bugs): 2003
Trans. Herts. Nat. Hist. Soc., **37**(2), pp 156-157 [Records include *Myrmedobia coleoptrata*, *Scolopostethus puberulus*]
- Widgery, J., 2005a**
Recorder's Report: Terrestrial Heteroptera (True Bugs): 2004
Trans. Herts. Nat. Hist. Soc., **37**(2) pp157-158
[Species incl.: *Myrmedobia coleoptrata*, *Der. scutellaris*, *Dich. gustavi*, *Buchananiella*, *Nysius graminicolas*]

Acknowledgements: Thank you to all who sent me literature.